

BALANCE SHEET AS AT 31st MARCH, 2018

AS AT 31.03.2017 ₹	LIABILITIES	AS AT 31.03.2018 ₹	AS AT 31.03.2017 ₹	ASSETS	AS AT 31.03.2018 ₹
	Capital Fund :-			Fixed Assets :-	
77,03,30,010.94	As per Schedule - A	78,06,65,466.19	34,28,44,186.98	As per Schedule - E	33,84,89,727.00
	Special Funds :-				
2,09,68,711.61	As per Schedule - B	1,72,76,243.61	3,08,28,820.55	M.E.S. Central Office Deposits :-	3,08,28,820.55
	Security Deposits :-				
15,16,53,441.00	As per Schedule - C	13,56,29,287.00	15,81,55,215.00	Loans and Advances :-	
	Current Liabilities :-				
6,78,66,075.00	As per Schedule - D	7,13,34,526.57	47,12,55,681.67	As per Schedule - G	48,07,21,293.00
2,00,05,127.50	P.N.B. OD A/c No. 1663	162.50	2,77,26,079.85	Cash with Banks :-	
			13,382.00	Cash in Hand	93,06,925.32
					7,803.00
1,03,08,23,366.05		1,00,49,05,685.87	1,03,08,23,366.05		1,00,49,05,685.87

Ernakulam
23.08.2018

Vide our separate report attached

For M.A. Moideen & Associates, F.R.No.002126 S

Chartered Accountants

M.A. Moideen, B.Sc., F.C.A., DISA (ICAI)

(Partner)

M.No. 022113

CHAIRMAN

SECRETARY

TREASURER

INCOME AND EXPENDITURE ACCOUNT FOR THE YEAR ENDED 31st MARCH, 2018

PREVIOUS YEAR	EXPENDITURE	FOR THE YEAR	PREVIOUS YEAR	INCOME	FOR THE YEAR
₹		₹	₹		₹
	To Salary :-				
9,99,10,667.00	" Teaching Staff	10,65,81,712.00	21,40,69,236.00	By Fee Collection	19,14,29,404.00
3,06,72,121.00	" Non Teaching Staff	3,12,63,188.00	1,33,619.00	" Library Collection	1,24,669.00
3,37,400.00	" Guest Faculty	6,02,300.00	4,25,073.25	" Sale of Application Forms	3,61,500.00
53,07,729.00	" EPF Contribution	57,51,115.00	7,05,025.00	" Income from Vehicles	5,02,965.00
5,28,840.00	" Wages	4,15,205.00	1,24,67,869.89	" Interest Received	1,27,39,103.00
11,91,470.00	" T A, D A and Other Staff Allowances	2,49,932.00	30,99,016.00	" Miscellaneous Income	27,44,677.96
47,287.00	" Postage and Courier Charges	40,874.67	39,496.00	" Xerox Charges	-
1,07,340.00	" Telephone Charges	1,12,578.00	4,63,185.00	" Canteen & Other Rent Collection	4,25,663.00
3,87,916.00	" Printing and Stationery	5,44,672.00	85,136.00	" Sales & Disposals	1,71,620.00
74,636.46	" Interest and Bank Charges	2,46,422.06			
1,04,762.00	" Internal Audit Fee and Expenses	58,656.00			
90,850.00	" Statutory Audit Fee and Expenses	98,750.00			
21,28,766.00	" Advertisement Charges	22,84,049.00			
15,15,693.00	" Stores and Consumables	12,77,945.00			
35,45,897.00	" Electricity Charges	32,13,781.00			
1,68,885.00	" Admission and Interview Expenses	10,81,563.00			
1,47,145.00	" Legal and Professional Charges	1,76,226.00			
20,73,943.00	" Repairs and Maintenance	46,99,388.00			
1,62,287.00	" Meeting and General Expenses	1,94,362.00			
10,87,100.00	" M.E.S. C.A.F	38,57,315.00			
33,639.00	" Water Supply and Sewage Treatment	-			
20,22,708.00	" Vehicle Expenses	15,78,085.00			
1,31,979.00	" Processing, Inspection and Affiliation	3,42,245.00			
2,39,166.00	" Insurance Charges	2,56,270.00			

3,78,961.00	" Celebration & Other CCA Expenses	11,17,094.00	
18,204.00	" Rates and Taxes	2,20,381.00	
20,24,160.00	" Security Charges	20,42,000.00	
7,11,462.00	" Test and Exam Expenses	2,74,665.00	
27,79,425.00	" Internet Charges	27,37,767.00	
9,06,100.00	" Scholarship Expenses	-	
2,92,325.00	" Membership and Subscription	1,94,400.00	
2,66,330.00	" Training, Seminars & Conference	2,22,872.00	
3,36,368.00	" Training and Placement Cell Expenses	5,63,367.00	
3,04,737.00	" College Magazine Expenses	-	
33,96,693.00	" University Affiliation	15,34,263.00	
1,86,915.00	" Dailies, Periodicals & Journals	8,95,923.00	
9,41,887.00	" Campus Maintenance Expenses	2,24,696.00	
-	" Incidental Expenses	19,431.00	
3,63,555.00	" ESI Contribution	8,37,101.00	
4,70,000.00	" AICTE Processing Fees	4,20,000.00	
1,000.00	" Donation	16,000.00	
38,36,931.00	" Gratuity/Ex-Gratia	19,43,410.00	
2,18,75,780.89	" Depreciation	1,99,74,142.98	
4,03,78,595.79	" Excess of Income over Expenditure	1,03,35,455.25	
23,14,87,656.14		20,84,99,601.96	23,14,87,656.14

Ernakulam
23.08.2018

Vide our separate report attached

For M.A. Moideen & Associates, F.R.No.002126 S

Chartered Accountants

M.A. Moideen, B.Sc., F.C.A., DISA (ICAI)

(Partner)

M.No. 022113

CHAIRMAN

SECRETARY

TREASURER

20,84,99,601.96

MUSLIM EDUCATIONAL SOCIETY(REGD.), CALICUT.
M.E.S. COLLEGE OF ENGINEERING, KUTTIPPURAM.

SCHEDULES FORMING PART OF THE BALANCE SHEET AS AT 31st MARCH, 2018

SCHEDULE - A - CAPITAL FUND


Balance as per last Balance Sheet	77,03,30,010.94
Add: Excess of Income over Expenditure	<u>1,03,35,455.25</u>
Total	<u><u>78,06,65,466.19</u></u>

SCHEDULE - B - SPECIAL FUNDS


Alumni Association Fund	95,500.00
Endowment Fund	6,44,685.61
PSA Fund	90,555.00
PTA Fund	1,62,89,849.00
Professional Training Fund MBA	<u>1,55,654.00</u>
Total	<u><u>1,72,76,243.61</u></u>

SCHEDULE - C - SECURITY DEPOSITS

Earnest Money Deposit	36,000.00
Canteen Deposit	35,000.00
Caution Deposit	3,82,70,922.00
Cosmo Electricals - SD	10,000.00
Focuz Infotech - SD	27,800.00
Gymnasium Deposit	54,950.00
Ganga Security Services	20,000.00
Mohammed Ali & Associates	5,000.00
Refundable Deposit	9,53,73,110.00
P.K. Mohamed Haris	2,00,000.00
Staff Security Deposit	<u>15,96,505.00</u>
Total	<u><u>13,56,29,287.00</u></u>


CHAIRMAN


SECRETARY


TREASURER

MUSLIM EDUCATIONAL SOCIETY (REGD.), CALICUT.
M.E.S. COLLEGE OF ENGINEERING, KUTTIPPURAM.

SCHEDULE FORMING PART OF THE BALANCE SHEET AS AT 31st MARCH, 2018

SCHEDULE - D - CURRENT LIABILITIES

Retention Money :-

Asif Electrical Works	5,743.00	
Beerankoya Contractor	23,893.00	
AE K V	32,163.00	
Sabi Engineering Co	60,192.00	
Tridex Software	65,000.00	
New Flex Electricals	3,762.00	
Associates Computers and Security Systems	41,745.00	
Rasheed R M	6,141.00	2,38,639.00
MBA Advance Fees Receipt		5,20,000.00
Concession & Scholarship		11,72,821.00
MES. Engineering College Hostel		2,74,15,522.00
MES. Management Committee		3,42,60,719.50
MES. Campus School, Kuttippuram		5,00,000.00
Women's Empowerment		2,12,875.00
Excess Scholarship Payable		3,49,094.00
Staff Club		51,100.00
Economic Time Subscription - MBA Students		1,17,603.00
Salary Payable		7,81,213.00
MES Tech (CD Adjustments)		28,000.00
Arts & Sports Fee KTU		2,63,000.00
Professional Body Membership		6,47,850.00
Students Safety Scheme Payable		3,72,016.00
University Sports Afiliation fees		12,250.00
University Athletic Fees		5,02,474.00
Student Excess Fees		34,79,285.07
Merit Cum Means Scholarship Account		50,000.00
University Union Fee		910.00
Department Activities Fund		450.00
Equipment & Furniture Fund		3,29,600.00
Examination Fee Payable		15,000.00
University Students Examination Fee (KTU)		10,901.00
KTU Consumables		2,571.00
LIC		633.00
Total		7,13,34,526.57

CHAIRMAN

SECRETARY


TREASURER

MUSLIM EDUCATIONAL SOCIETY (REGD), CALICUT,
M.E.S. COLLEGE OF ENGINEERING, KUTTIAPPURAM.

SCHEDULE - E

SCHEDULE OF FIXED ASSETS FORMING PART OF THE BALANCE SHEET AS AT 31st MARCH, 2018

Sl. No.	Particulars	W.D.V as on 01.04.2017 ₹	Additions during the year during the year ₹	Transfer during the year ₹	Total ₹	Rate %	Depreciation Amount ₹	W.D.V as on 31.03.2018 ₹
1	Land and Land Development	9,11,20,039.00	-	-	9,11,20,039.00	-	-	9,11,20,039.00
2	Leasehold Land	1,60,69,764.00	-	-	1,60,69,764.00	-	-	1,60,69,764.00
3	Buildings	18,41,32,746.00	59,20,040.00	-	19,00,52,786.00	5%	95,02,639.00	18,05,50,147.00
4	Machinery and Equipments	2,86,81,395.00	50,25,018.00	-	3,37,06,413.00	15%	50,55,962.00	2,86,50,451.00
5	Library Books	1,11,68,222.98	3,86,602.00	-	1,15,54,824.98	10%	11,55,481.98	1,03,99,343.00
6	Vehicles	29,72,194.00	10,44,000.00	-	40,16,194.00	15%	6,02,429.00	34,13,765.00
7	Sports Goods	2,13,326.00	11,919.00	-	2,25,245.00	10%	22,525.00	2,02,720.00
8	Computer	26,82,966.00	12,73,180.00	-	39,56,146.00	60%	23,73,688.00	15,82,458.00
9	Musical Instruments	1,029.00	-	-	1,029.00	15%	154.00	875.00
10	Language Lab	15,862.00	-	-	15,862.00	15%	2,379.00	13,483.00
11	Digital Library	19,371.00	-	-	19,371.00	15%	2,906.00	16,465.00
12	Bio Reactor Plant	4,28,032.00	-	-	4,28,032.00	15%	64,205.00	3,63,827.00
13	Campus Net Working	32,87,489.00	3,68,088.00	-	36,55,577.00	15%	5,48,337.00	31,07,240.00
14	Software	2,15,663.00	-	-	2,15,663.00	60%	1,29,398.00	86,265.00
15	Furniture & Fittings	3,22,915.00	22,686.00	-	3,45,601.00	15%	51,840.00	2,93,761.00
16	Equipment & Furniture	11,59,772.00	11,82,746.00	-	23,42,518.00	15%	3,51,378.00	19,91,140.00
17	Electrical Fittings	3,53,401.00	3,85,404.00	-	7,38,805.00	15%	1,10,821.00	6,27,984.00
	Total	34,28,44,186.98	1,56,19,683.00	-	35,84,63,869.98		1,99,74,142.98	33,84,89,727.00


CHAIRMAN


SECRETARY


TREASURER

MUSLIM EDUCATIONAL SOCIETY (REGD.), CALICUT.
M.E.S. COLLEGE OF ENGINEERING, KUTTIPPURAM.
SCHEDULES FORMING PART OF THE BALANCE SHEET
AS AT 31st MARCH, 2018

SCHEDULE - F - DEPOSITS

Punjab National Bank- Fixed Deposit

Fixed Deposit

1	PNB FD No. PU 2349 (Endowment Fund)	2,58,942.00	
2	PNB FD No. PU 3940	95,17,761.00	
3	PNB FD No. PU 3284	68,02,749.00	
4	PNB FD No. PU 3275	1,03,39,107.00	
5	PNB FD No. PU 1994	67,21,447.00	
6	PNB FD No. PU 3959	95,16,004.00	
7	PNB FD No. PU 3685	27,19,583.00	
8	PNB FD No. PU 2127 (Endowment Fund)	4,28,033.00	
9	PNB FD No. PU 4231	1,03,91,071.00	
10	Ponnani Co-Op Urban Bank FD No. 3090001532	74,67,753.00	
11	Ponnani Co-Op Urban Bank FD No. 3090001531	74,67,753.00	
12	PNB FD No. PU 4198	1,03,92,943.00	
13	PNB FD No. PU 4204	1,03,92,943.00	
14	PNB FD No. PR 4082	1,04,42,476.00	
15	PNB FD No. PU 4189	1,03,92,943.00	
16	Ponnani Co-Op Urban Bank FD No. 3090001530	74,67,753.00	
17	PNB FD No. PU 4277	1,03,79,841.00	
18	PNB FD No. PU 4116	1,04,21,213.00	
19	PNB FD No. PR 618	4,61,421.00	
20	PNB FD No. DP 403	83,451.00	14,20,65,187.00
	T.D.S. 2012 - 2013		12,823.00
	T.D.S. 2013 - 2014		21,339.00
	T.D.S. 2014 - 2015		11,911.00
	T.D.S. 2015 - 2016		8,15,310.00
	T.D.S. 2016 - 2017		17,125.00
	T.D.S. 2017 - 2018		39,264.00
	Courier Deposit		1,000.00
	KSEB Deposit		22,90,189.00
	Gas Cylinder Deposit		1,14,550.00
	Telephone Deposit		1,62,410.00
	Total		14,55,51,117.00


CHAIRMAN


SECRETARY


TREASURER

MUSLIM EDUCATIONAL SOCIETY(REGD.), CALICUT.
M.E.S. COLLEGE OF ENGINEERING, KUTTIPPURAM.

SCHEDULE FORMING PART OF THE BALANCE SHEET
AS AT 31st MARCH, 2018

SCHEDULE - G - LOANS AND ADVANCES

Advance for Expenses	27,53,300.00
M.E.S. College of Engineering, Kunnukara	19,45,55,032.00
M.A. Moopen M.E.S. Hi-Tech School, Kalpakanchery	5,00,000.00
M.E.S. Medical College Loan	4,84,51,283.00
M.E.S. Institute of Technology & Management, Chathannur	18,42,78,357.00
M.E.S. Campus School Welfare Committee	76,63,489.00
M.E.S. College of Architecture, Kakkody, Calicut	4,25,19,832.00
Total	48,07,21,293.00

SCHEDULE - H - CASH WITH BANKS

Punjab National Bank A/c No.19	31,21,664.21
SIB Valanchery A/c No.8201	13,373.07
SBI Valanchery A/c No. 30888453275	33,92,847.69
State Bank of India A/c No.57052693966	19,37,514.68
State Bank of India A/c No.57052693354 (Welfare)	6,17,953.95
Punjab National Bank A/c No.2536	2,23,571.72
Total	93,06,925.32


CHAIRMAN


SECRETARY


TREASURER